


ATM Switches \div ATM switches can directly communicate with other ATM switches.



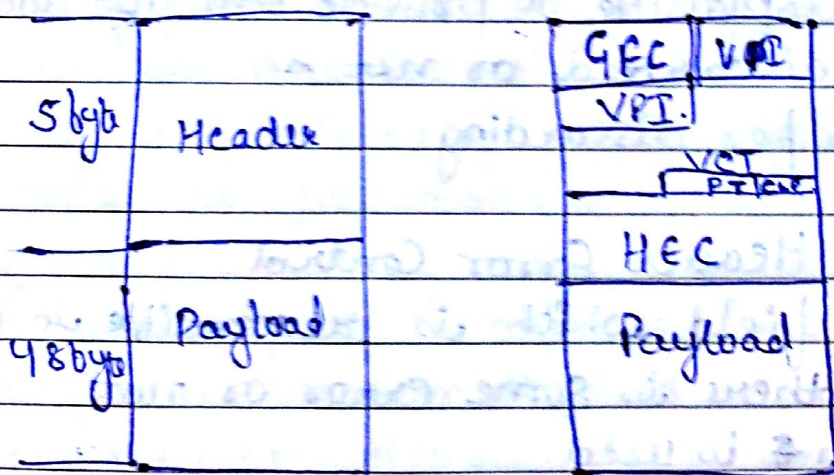
End point \div Communication within the single ATM switches.

Payload \div 48 byte, which is used to carry the actual data which is being transferred.

Two interfaces:

- 1) UNI \rightarrow Communication between ATM switch and end points
- 2) NNI \rightarrow ATM switch directly communicate with other ATM switch.

Header part consist no. of fields:



Cell

UNI cell

It consist info about which IP is exist in a header part

GFC \div General flow control

- It is a field which provide the info. how many end points are connected with ATM switch.
- It is set on a default value.

- VCI → Virtual Channel Identifier & in particular way. how many routes and IP ~~are~~ address are used.
- VPI → virtual path Identifier, it a way through which data is transfer.
- PT → Payload Type It consist of actual data or controlled data. Bits are used to notify the data
Bit set in actual data is 1 and Bit set for controlled data is 0

Conjestion : If there is conjestion i.e 1 other wise

Cell receive is last or more cell.
bit 1 bit is 0.

CLP ÷ stand for Cell loss priority
It is responsible to provide the info about wheather cell is discarded or not
1 bit is for discarding.

HEC → Header Error Control
It is a field which is responsible to check whether there is some error or not
Checksum ÷ is used.

In ~~the~~ NNI Cell there is GFC field is not available

Layered Architecture of ATM or ATM Reference Model:

It consists of three layers.

ATM Adaptation layer. It is also known as AAL

ATM layer

Physical layer

ATM Adaptation Layer: Classes of AAL: ie

AAL1

AAL2

AAL3/4

AAL5

- ① Physical layer of ATM Protocol: ATM physical layer has four functions
- ① Cells are converted into bits stream.
 - ② Transmission and receipt of bits on the physical medium are controlled.
 - ③ ATM cell boundaries are tracked.
 - ④ Cells are packaged into the appropriate frame.

Physical layer is divided into two subparts:

- ① Physical medium dependent (PMD): It provides two key functions
 - ① It synchronizes transmission and reception by sending and receiving a continuous flow of bits with associated time information.
 - ② It specifies the physical media for the physical medium including connector type and cables.

② TC (Transmission Convergence): TC sublayer

has four functions:

- 1) Cell delimitation.
- 2) Header error control/
~~2)~~ Sequence verification & generation
- 3) Cell Rate decoupling.
- 4) Transmission frame Adaptation.

I: ATM layer: This layer combine with ATM Adaptation layer, ATM layer is roughly analogous to the data link layer of the OSI reference model.

ATM layer is responsible for the simultaneous sharing of virtual circuit over a physical link and passing cells through the ATM network. To perform this particular task, it uses the VPI and VCI information in the header of each ATM cell.

II: ATM Adaptation layer: It combine with ATM layer. This layer is responsible for isolating higher layer protocol from the detail of the ATM processes. The Adaptation layer prepare users data for conversion into cells and segments the data into 48 byte cells payload.

↓ IPv4

↓ IPv6

① IPv4 addresses are 32 bit length

IPv6 addresses are 128 bit length

② Fragmentation is done by sender and forwarding Router

Fragmentation is done by Sender.

③ No packet flow identification

Packet flow identification

④ Checksum field is available

No checksum field is available

⑤ Broadcast Manages are available

Broadcast manages are not available.

Header part consist of no of fields.

① General flow control (GFC) :- Provides local functions, such as identifying multiple stations that share a single ATM interface. This field is typically not used and is set to its default value of 0.

② Virtual Path Identifier :- In conjunction with the VCI, identifies multiple the next destination of cell as it passes through a series of ATM switches on the way to its destination.

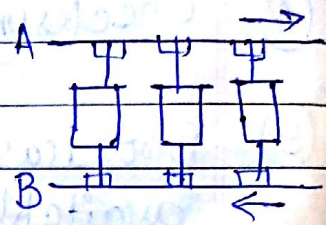
③ Virtual Control Identifier.

④ Payload Type :- Indicates in the first bits whether the cell contain user data or control data the cell contain user data, the bit is set to 0.

If it contain control data it is set to 1

Cell Loss Priority (CLP) ÷ If the CLP bit equals 1 the cell should be discarded in preference to cells with CLP bit equal to 0.

DDDB: Distributed Queue Dual bus ÷ It is a protocol which is work under the network i.e. MAN. Coaxial-Cable used.
Standard used for DDDB protocol i.e. IEEE 802.6



Both bus are capable of ~~5~~ to travel a cell of 53 byte cell
Packet transfer rate is high


→ DDDB Protocol / Message ÷

- ① Busy
- ② Request

Busy: When any station ^{wants to} travel packet at any destination i.e. is Busy protocol. Request is 0 & Busy = 1

Request ÷ Destination request from any source at that particular time Request is 1 & Busy = 0

DDDB Cell format ÷

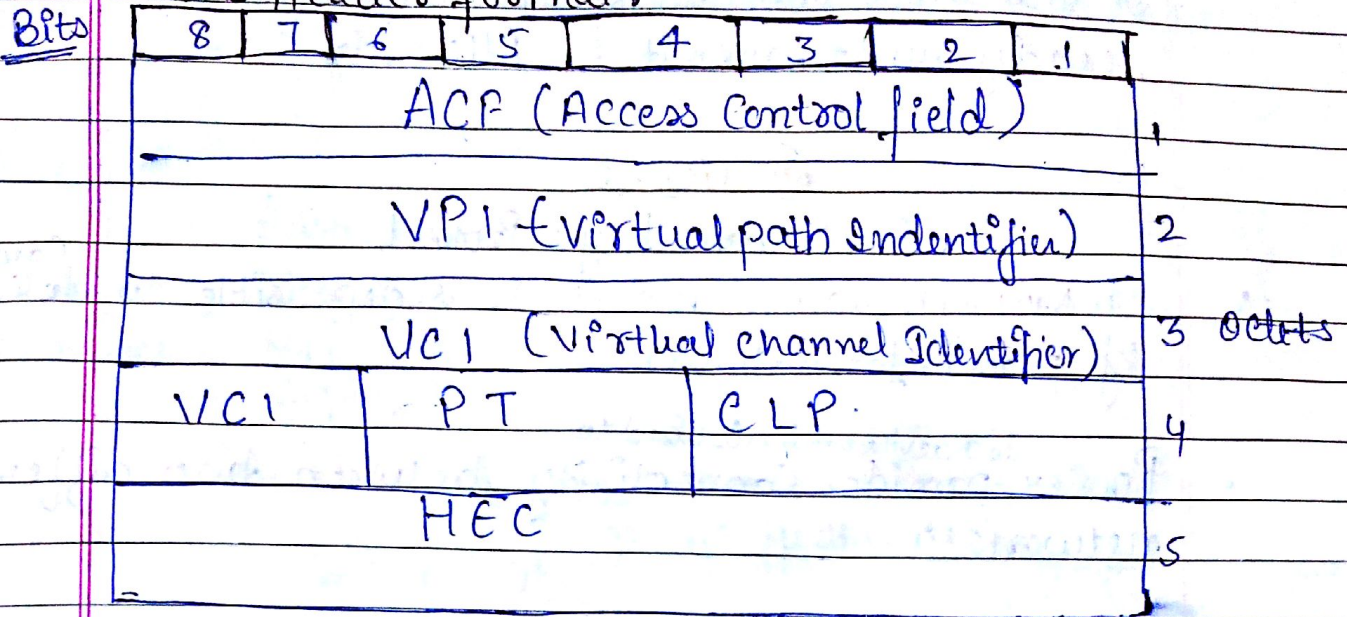


↓
↓
↓
↓
↓

Segment Time
Manage Identifica
Length of data
Cyclic Redundancy check

• To check out the checksum

DQDB Header format:



DQDB: IEEE defines a MAN standard. It is distributed Queue data interface & put up as IEEE 802.6 Standard

Two parallel unidirectional buses are laid down in the area to be covered by the network. The stations are attached to both the buses in parallel. Each bus has had, which generates steady stream of 53 bytes cell. Each can travels downstream from the head end.

Each cell holds two protocol bits.

- ① Busy, ÷ Busy set to indicate the cell is occupied
- ② Request ÷ which can be set when a station wants to make a request

To transmit a cell, a station has to know whether the destination is either right or left side of the destination is to be right, the sender uses bus A otherwise it was bus B

In 802.6 protocol it queue up data and becomes ready to transmit in FIFO order.

Section-B

Network Layer Protocol

- On Network layer Packet is responsible to ^{Carry} delivery of path information.
- Router ^{is a device which is used to} provide connectivity between two different networks.
- Hop Count: It is in case of Router. For delivery of packet how many router is used in between the source & destination. It is also known as Metric.
- Protocol is responsible for delivery of packet.

To successfully perform Routing it is divide in two part

① Routing protocol


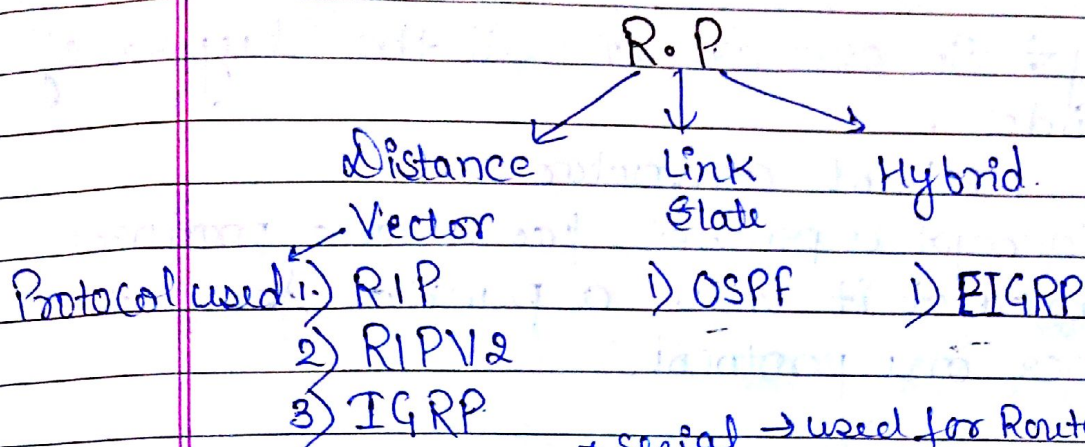
② Routed protocol

✓ ① Routing protocol: Which one is the beneficial way b/w source & destination & less no of Hop Count is used. Provide virtual physical path with less congestion.

It provide a way or link.


② Routed protocol: It provide connectivity b/w source & destination. eg of Routed protocol is IP, Apple talk.

Q1) Routing protocol is divided into three categories.



- RIP: Stand for Router Interrelation Protocol
- IGRP: Interior gateway Routing protocol.
- OSPF: Open Shortest path first
- EIGRP: Enhanced interior gateway Routing protocol

Q2) Routed protocol is divide in three category:



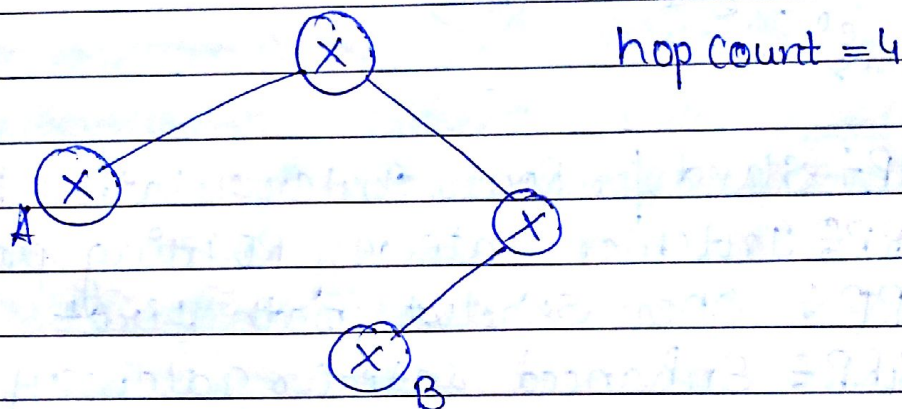
- A Router is a type of inter networking device that passes data packets between network. Based upon layer three address.
- The purpose of Router is to examine incoming packet, choose the best path for them through the network and then

Switch them to the proper outgoing port

Gateway: It operates on all the layers of OSI model.

- ② It is a protocol converter.
- ③ It can accept a packet for a one protocol and convert it into a packet format for other one protocol.

① Distance Vector protocols:



- It is responsible to provide shortest path
- ~~Shortest path means less no of hop count~~
- It responsible to find out in which way less no of hop count is used with low conjection

② Link state: It provide the information about the neighbourhood router

Information related to logical address is state by link state

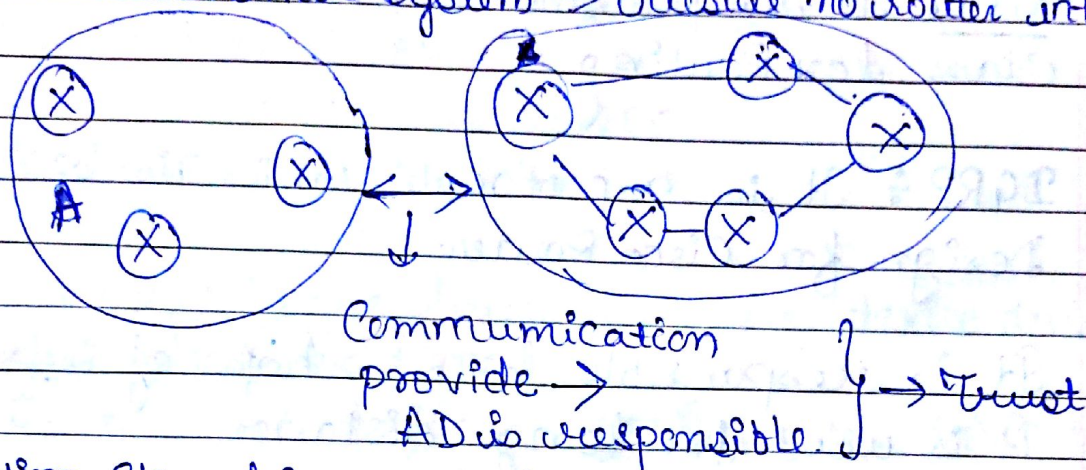
Routing information update update.

③ Hybrid protocol: It is combination of Distance Vector & Link State

According to region router are count in Hybrid protocol.

Region to Region information stored.

AS \rightarrow Autonomous System \rightarrow Outside no router interface



Information stored in two way:

Autonomous System: It is a collection of group of router under a common administration i.e about Autonomous System

AD/CA

In Case of region layout the packet is delivered with accurate information.

\rightarrow Administrative Distance: It is a value either 0 or 1

0-255 numeric value is assign if value assign.

is 0 then trust is full value increase trust decrease

• It is used for trustworthiness of packet

\rightarrow RIP: It is responsible to provide the about no of hops.

② It is a protocol which is responsible to update the routing information about every 30 second

③ for single It provide information about 15 Hops

- It provide 15 max # 15 hops of information
- RIPv1 provides the connectivity for class ~~less~~ ^{full} Routing
- RIPv2 is responsible to provide the connectivity Class less Routing

3. > IGRP: It is a protocol which is basically Design for Cisco Router

- It is responsible for 255 hops of information.
- It is used for long distance
- It is a protocol which is responsible to update the information after 90 seconds
Timer are used:

- ① update timer
- ② Invalid timer
- ③ Hold down timer

Ques 1) A Computer circuit board, install on a ~~com~~ Computer so that it can be connected to a network

- ① NIC ② Ethernet Switch ③ RJ45 ④ HUB

Ques 2) A NIC card can be used for

- ① FTTH ② Ethernet ③ Microwave ④ Wi-fi

Ques 3) which of the following is unbound transmission media.

- ① UTP ② Co-axial ③ Microwave ④ fiber optic

Que 4) Which of the following memory needs to be refreshed

- (1) SRAM (2) ~~D-RAM~~ (3) ROM (4) All of the above

Que 5) Which is the reserved address for private Network

- (1) 10.0.0.0 to 10.255.255.255
 (2) 128.0.0.0 to 191.255.255.255
 (3) 150.0.0.0 to 150.255.255.255
 (4) 202.40.55.0 to 202.40.55.255

Que 6) Which one is the least expensive device typically work at ^{physical layer} OSI model.

- (1) Router (2) Bridges (3) ~~Repeater~~ (4) Gateway

Que 7) Frames from one LAN can be transmitted to another LAN with the device

- (1) Router (2) ~~Bridge~~ (3) Repeater (4) Modem

Que 8) Which of the following condition is used to transmit two packet over a medium at the same time

- (1) Contension (2) ~~Collision~~ (3) Synchronous (4) Asynchronous (5) None of the above

Que 9) Which answer correctly list the OSI, PDU in order

- (1) Data, Packet, Frame, Segment, Bit
 (2) Bit, Data, Packet, Segement, Frame
 (3) ~~Data, Segment, Packet, Frame, Bit~~
 (4) Bit, frame, Segment, Packet, Data

Que 10) Which transport layer protocol provide Connection oriented, reliable transport

- (1) TFTP (2) ~~UDP~~ (3) Ethernet (4) TCP (5) Secure shell

Ques Diff b/w TCP & OSPF reference mode

Ques Design Self formant for UNI or NNI

✓ Link State Routing Protocol.

→ OSPF

Link State:

To get information regarding the neighbours & on which topology it is based

OSPF layer is responsible for info regarding the neighbour

Each Router generate Routing table it include Current id, Destination id, Neighbourhood Router

① Advertisement → it is also known as Link State Advertisement (LSA) → To a particular network what IP is assign, on which topology it depend, next Router for established for Particular network.

R₁

R₂

R₃ → Destination.

Features of OSPF: ① It is a protocol which is based on class less network

② It is scalable & extendable

③ It is faster than distance vector protocol

- EIGRP: ① It is upgradation of IGRP & RIP protocol.
- ② It is a protocol which is used for class full routing.
- ③ It uses hello packet to get neighbours routing information.
- ④ It has a capability to support multiple protocol.

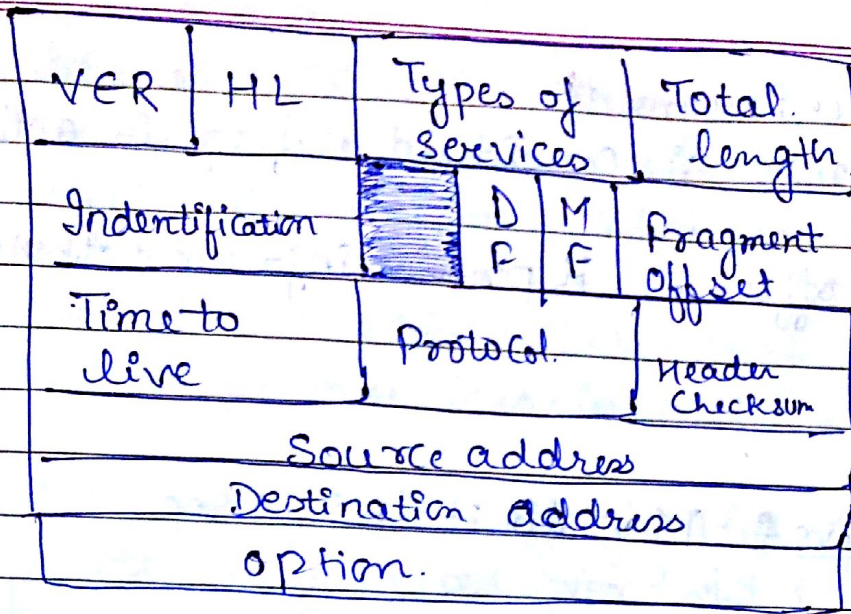
Routed protocols:

- Static → Responsibility on Administrator.
- Dynamic → Set of ^{routing} protocols are being used.
- Default.

Q On which mode router is configure

- Source id
- Destination id
- Subnet Mask.

→ Syntax to provide path:-
Source id Destination id Subnet Mask.



IPv4 header is of 32 bits.

Header is divided into no of field

- ① VER → Version
- ② IHL → IP Header length ④ Total length header & total length of information.
- ③ Type of Services ÷
 - Simple text
 - Composite text, image
 - ~~Video~~ Video
- ①) Which type of data is require using
- ②) Which type of Connection we are using either Connection oriented & Connectionless
- ④ Total length ÷ ① Total length of header & total length of information.
- ⑤ Identification ÷

DF ÷ Donot Fragment

If DF is 1 then it is actual data

If 0 the fragment is consider.

MF More Fragment

0-fragment is considered, flag is activated

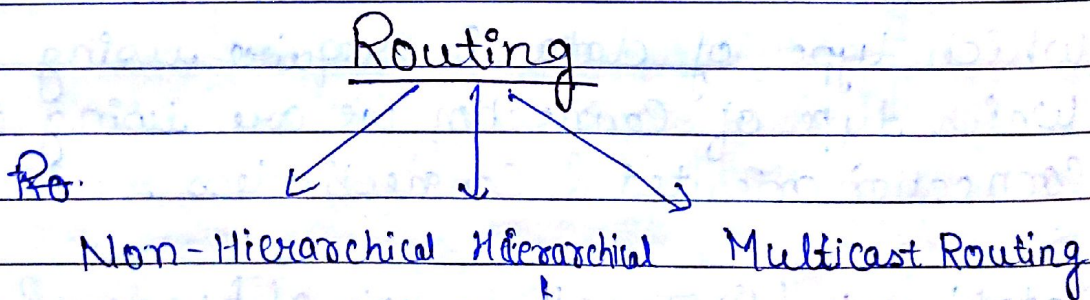
Fragment offset :- it provide info about the current segment

Time to live :- Max limit is 255 sec.

Protocol :-

Header Checksum :- It depend upon security level.
Header


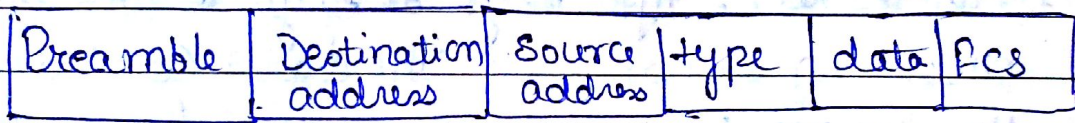
Option :- It is for security, ^{strict} Routing, loose routing.



802.3

Ethernet | IEEE: The term ethernet refers to the family of local area network implementations that include three principal categories:

- Ethernet & IEEE 802.3: LAN specification that operate at 10 mbps over coaxial cable.
- 100 mbps ethernet: single LAN specification that operate at 100 mbps over twisted pair cable also known as fast ethernet.
- 1000 mbps ethernet - single LAN specification also known as Gigabyte ethernet that operate at 1000 Mbps over fiber & twisted cable.



- **Preamble:** The alternative pattern of 1 and 0 tells that receiving station that a frame is coming. The ethernet frame includes an additional byte that is equivalent of start of frame (SOF)

SOF - The IEEE 802.3 delimiter bytes ends with two consecutive 1 bit which serve to synchronize the frame-reception portions of all stations on LAN. SOF is explicitly specified in ethernet.

Destination & Source address: The 1st three byte of address are specified by IEEE vendor. The last 3 bytes are specified by the ethernet or 802.3 vendor. The source address is always unicast. The destination address ~~is~~ can be unicast, multicast or broadcast.

Type: Type specifies the upper layer protocol to receives the data after ethernet processing is completed.

length (IEEE 802.3): Length indicates the no of bytes of data that follows this field.

Data (ethernet): After physical layer & link layer processing is complete. The data contained in the frame is sent to an upper layer protocol which is identified in the type field. Although ethernet version 2 does not specify any padding ethernet except at least 46 bytes of data.

Data (IEEE 802.3): After physical layer & link layer processing is complete. The data is sent to an upper layer protocol which must be defined within the data portion of frame.

FCs: The sequence contains a 4 bit Cycle Redundancy Check (CRC) value is created by the receiving device to ~~the~~ check for damaged frame.

Transport layer: It is responsible to provide smooth connection

- ② Reliability
- ③ It act as interface between upper layer & bottom layer
- ④ It is individual layer which who is responsible to provide Quality of Services

A
P
S
T

-End
user
layer

N?

D
P

-Create
a network
Connection

→ Quality of services :-

- Connection establishment delay :- It include provide total time limit to set up a connection between source & destination
- Connection establishment failure probability :- How many time network fails
- Throughput :- $s \xleftrightarrow[\text{per second.}]{d}$
- Transit delay :-
- Residual ~~error~~ ^{error} ratio +
- Priority :-

For it used transport entity to transfer the packet efficient

Transport Entity :-

Hardware or software with in the transport layer than performs the duties work is known as the transport entity. The transport entity can be in the operating system kernel in a library package bound into the network application or

On the Network interface card (NIC)

In some cases it may provide a reliable transport service in which the transport entity lives on special interface machine to which the hosts connect


→ What is a difference b/w Data link layer & transport layer

- In Data Link layer: It is not necessary for a router to which router specify router it want to talk. Each outgoing line uniquely specify ~~the~~ a particular Router.
- In Transport layer: Explicit addressing of destination is require.

Transport layer Primitives +

① Listen: Sender ^{Send} request ~~to~~ Destination then Destination should analyze and set up a connection.

TPDU \rightarrow Segement is called TPDU (Transport Protocol Data Unit)



② Connection



③ Data:

④ Receive

⑤ Release Connection:

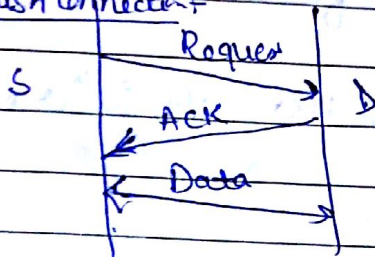


These two main tasks are performed

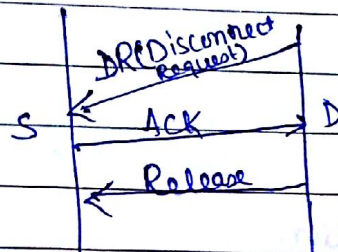
- ① Establishment
- ② Release Connection

It is a process which based on Three way handshaking

To Establish Connection



Release Connection



TCP/IP: They are bound within a single unit

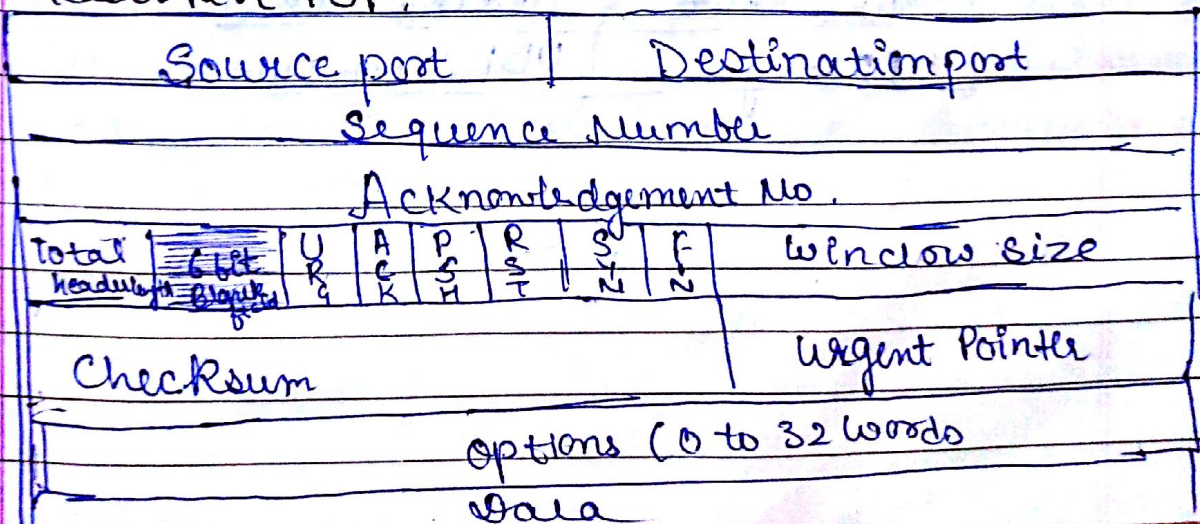


Internet Protocol

Total length of TCP ← TCP
to of 32 bit

UDP.

Header Part TCP:



Port \div It is destination id or source id

Puffin

Date _____

Page _____

Circuit or socket \div when ~~destination~~ When these are connected to each other



URG - Urgent it is 1 bit field

ACK - Acknowledgement no. It is ⁱⁿ relation to URG.

PSH - Push

RST - Reset

SYN - Synchronization.

FIN - Final / Finish.

\rightarrow Window Size \div It is variable size field. It varies on the actual size of data.

\rightarrow Urgent pointer \div Information about the next segment.

\rightarrow Header of UDP \div

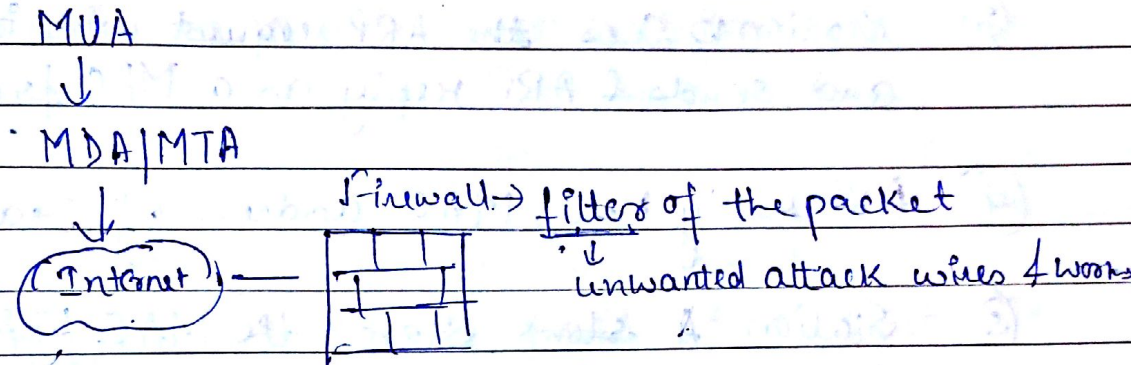
Source Port	Destination Port
UDP length	UDP Checksum

Application layer:

WWW: It is known as 3W. It is a web.

→ It is a directory which consists of a no. of web pages on a global platform.

Inner working of e-mail:



ARP & RARP, TCP, UDP, IP, ICMP

• ARP → Address Resolution protocol →

- ① An IP address identifies the logical access to an IP network.
- ② The station can be reached without any further addressing if with physical network consists only of point to point connection.
- ③ On a shared media LAN, MAC addresses are used to deliver packet to a specific station.
- ④ A mapping b/w IP address & MAC address is needed.
- ⑤ A mapping b/w MAC & protocol address on a LAN can be static (Table entries) or dynamic (ARP protocol).
- A mapping b/w MAC & protocol address on a LAN can be static.

Operation of ARP :-

- ① Station A wants to send to Station B and doesn't know the MAC address (Both are connected to same LAN)
- ② A sends a ARP request in form of MAC broadcast, ARP request holds IP address of B
- ③ Station B sees the ARP request with its IP address and sends a ARP reply as a MAC frame
- ④ ARP reply holds MAC address of station B
- ⑤ Station A ~~stores~~ store the MAC / IP address mapping for station B in its ARP cache
- ⑥ For subsequent packet from A to B or from B to A the MAC address are taken from the ARP cache.
- ⑦ Entries in the ARP cache are deleted if they are not used for define period. Usually 5 minutes

→ RAARP :-

- ① ARP assume that an IP station knows the IP address (stored in NVRAM, in hard disk, in configuration file etc)
- ② Diskless machine does not have such means, so they must retrieve an IP address for network booting.

- (3) Reverse ARP provides IP address for unconfigured stations.

RARP operations :-

- (1) A station sends a RARP request broadcast
- (2) One station, the RARP server looks up the IP address for the MAC address in ~~the~~ a database and reply.

Session Layer

→ Dialog management: There are many different points for achieving application check point depending upon the specific implementation.

- Tool can be classified as having several property
- (1) Amount of state saved: This property refers to the abstraction problem used by the technique to analysis an application. It can range by application as a black box, hence storing application data, to selecting specific relevant ^{ports} ~~cause~~ of data in order to achieve a more efficient & portable operation.
 - (2) Automation level: Depending on efforts needed to achieve fault tolerance ~~to~~ through the use of specific checkpointing solution.
 - (3) Portability: Whether or not the same state can be used on different machines to restart the application.
 - (4) System Architecture: How is the checkpointing technique implemented inside a library, by the compiler or at operating system level.

Synchronization :- It refers to two distinct but related concepts

- ① Synchronization of processes
- ② Synchronization of data

Process Synchronization refers to the idea that multiple processes are to join up \neq or handshake at a certain point so as to reach certain sequence of action.

Data Synchronization refers to idea of store multiple copies of data set in ~~the~~ coherence with another of to maintain data integrity.